Play Area / Equipment Operational Inspection

LLANHARRY COMMUNITY COUNCIL

Complete

Score	100%	Failed items	0	Actions	0

Document No.	000078
Audit Title	LLANHARRY COMMUNITY COUNCIL
Client / Site	Llanharry Recreation Ground
Conducted on	31st Mar, 2021 10:00 AM BST
Prepared by	Jerry Widdas
Location	Llanharry

Personnel

Jerry Widdas

Audit

100%

GENERAL SITE DESCRIPTION

100%

Detail: Yes

The recreation ground consists of a play area fenced by steel bow top fencing with self closing gates
A MUGA kick about area and a youth shelter
Both areas are accessed by Tarmac pathways
Benches and picnic tables are located within the play area and also outside the play area boundary

Photo 1

Photo 2

Photo 3

Photo 4

Photo 5

Photo 6

ITEM

100%

Manufacturer identification and date of installation Yes

MUGA area supplied by PPL date unknown
1 X 2 seat swing supplied and installed by Urban Recreation in 2016
1 X Traditional cradle seat swing Wicksteed Leisure
1 X Traditional Igloo climber Wicksteed Leisure
1 X Wheelchair roundabout supplied and installed Urban Recreation Dec 2018
1 X Multiplayer Unit Record Play
1 X Steel cable ride Record Play
1 X Freestanding slide Record Play
2 X Spring animals Playworld Systems
1 X Teen Shelter David Ogilvie Engineering
1 X Cantilever Swing supplied Urban Recreation 2016
9 X Fitness Items supplied Urban Recreation October 2017
1 X Spinning Cup supplied and installed Urban Recreation Dec 2018

Photo 7

Photo 8

Photo 9

Photo 10

Photo 11

Photo 12

Photo 13

Photo 14

Photo 15

Photo 16

Photo 17

Photo 18

Photo 19

Photo 20

Photo 21

Photo 22

Photo 23

Item Condition

Safe

At the time of inspection all the equipment was found to be in a safe and useable condition

Safety Surfacing

Safe

All items of play equipment are located on wet pour rubber safety surfacing

Photo 24

Photo 25

Equipment Findings

Safe

One corner of the roundabout edging has subsided exposing the concrete foundation and causing one concrete edge to sink slightly
The metal stairway on the multiplay unit is starting to corrode and get thin in places, this could have a steel plate welded in to prolong its life
All swing pivots were greased
The flat seats on the swing are starting to show the steel insert, monitor for further deterioration and replace
One of the basket swing suspension ropes has been wrapped, monitor
A small fire has caused minor damage to the ball court surface, an additional fire in the opposite corner has caused minor damage to the ball court surface and paintwork on the steel grid
The Spring stopper at the end of the cable ride has broken, this is not currently a safety issue but may deteriorate further with time, monitor and plan to replace at convenient time in the future.
There is some wear on the toddler swing chains, monitor and plan for replacement in the future
There is a rubber cover missing from one of the sit up benches
The three round litter bins surrounding the football field have advanced corrosion

Photo 26

Photo 27

Photo 28

Photo 29

Photo 30

Photo 31


Photo 32

Photo 33

Photo 34


Photo 35

Photo 36

Photo 37

Safety Surfacing Findings

Safe

A rubber joint has lifted slightly on the cable ride surfacing
Moss and algae is again starting to appear on the rubber surfacing, suggest spray treatment with a new chemical that is now available (chemical has been applied to small multiplay and large slide rubber area as a test)

Photo 38

Photo 39

Photo 40

Recommendations

Yes

monitor items noted
Gate at play area entrance is to be adjusted if possible for correct closing

Other comments

100%

Yes

Hole in the rubber surfacing beneath the basket swing has now been filled.
We have also applied moss removal chemical to the rubber surface area on the multiplay and the large slide, this will take a few weeks to take effect.

Inspector Sign Off

Jerry Widdas

Jerry Widdas Routine And Operational Inspector (Cert OP1200)
13th Apr, 2021 10:51 AM BST

Appendix

Photo 1

Photo 2

Photo 3

Photo 4

Photo 5

Photo 6

Photo 7

Photo 8

Photo 9

Photo 10

Photo 11

Photo 12

Photo 13

Photo 14

Photo 15

Photo 16

Photo 17

Photo 18

Photo 19

Photo 20

Photo 21

Photo 22

Photo 23

Photo 24

Photo 25

Photo 26

Photo 27

Photo 28

Photo 29

Photo 31

Photo 30

Photo 33



Photo 32



Photo 35

Photo 37

Photo 34

Photo 36

Photo 39

Photo 38

Photo 40