

# Play Area / Equipment Operational Inspection

LLANHARRY COMMUNITY COUNCIL

Complete

Score	8 / 8 (100%)	Flagged items	0	Actions	0
-------	--------------	---------------	---	---------	---

Document No.	000078
--------------	--------

Audit Title	LLANHARRY COMMUNITY COUNCIL
-------------	-----------------------------

Client / Site	Llanharry Recreation Ground
---------------	-----------------------------

Conducted on	11.10.2023 10:27 BST
--------------	----------------------

Prepared by	Jerry Widdas
-------------	--------------

Location	Llanharry
----------	-----------

Personnel	Jerry Widdas
-----------	--------------

## GENERAL SITE DESCRIPTION

1 / 1 (100%)

## Detail:

Yes

The recreation ground consists of a play area fenced by steel bow top fencing with self closing gates

A MUGA kick about area and a youth shelter

Both areas are accessed by Tarmac pathways

Benches and picnic tables are located within the play area and also outside the play area boundary



Photo 1



Photo 2



Photo 3



Photo 4



Photo 5



Photo 6



Photo 7

## ITEM

6 / 6 (100%)

## Manufacturer identification and date of installation

Yes

MUGA area supplied by PPL date unknown

1 X 2 seat swing supplied and installed by Urban Recreation in 2016

1 X Traditional cradle seat swing Wicksteed Leisure

1 X Traditional Igloo climber Wicksteed Leisure

1 X Wheelchair roundabout supplied and installed Urban Recreation Dec 2018

1 X Multiplayer Unit Proludic installed Feb 2022

1 X Steel cable ride Record Play

1 X Freestanding slide Record Play

2 X Spring animals Fahr Industries installed Feb 2022

1 X Teen Shelter David Ogilvie Engineering

1 X Cantilever Swing supplied Urban Recreation 2016

9 X Fitness Items supplied Urban Recreation October 2017

1 X Spinning Cup supplied and installed Urban Recreation Dec 2018



Photo 8



Photo 9



Photo 10




Photo 11



Photo 12



Photo 13



Photo 14



Photo 15



Photo 16



Photo 17



Photo 18



Photo 19



Photo 20



Photo 21



Photo 22



Photo 23

### Item Condition

Safe

At the time of inspection all the equipment was found to be in a safe and useable condition



Photo 24




Photo 25

### Safety Surfacing

Safe

All items of play equipment are located on wet pour rubber safety surfacing




Photo 26



Photo 27

### Equipment Findings

Safe

One of the basket swing suspension ropes has been wrapped, monitor

A small fire has caused minor damage to the ball court surface, an additional fire in the opposite corner has caused minor damage to the ball court surface and paintwork on the steel grid

There is some wear on the toddler swing chains, monitor and plan for replacement in the future

There is a rubber cover missing from one of the sit up benches

Access gate is now closing!

The stopper spring on the cable ride has once again started to break, would suggest using a heavier duty spring next time it is changed.

The pendulum seat on the cable ride has damage to the chain cover that should be planned for change.

The litter bin was full at time of inspection



Photo 28



Photo 29



Photo 30




Photo 31



Photo 32



Photo 33



Photo 34



Photo 35

### Safety Surfacing Findings

Safe

At the time of inspection all surfaces were found to be in a safe and useable condition although there are some areas of joint separation which should be monitored

The basket swing area has some self seeded grass growth that could be treated if possible while it is still manageable

One corner of the roundabout surfacing has been subsiding over the years and continues to drop



Photo 36



Photo 37



Photo 38



Photo 39

### Recommendations

Yes

monitor items noted

### Other comments

1 / 1 (100%)

Yes

Schedule inspection for October 2nd

### Inspector Sign Off

Jerry Widdas Routine And Operational Inspector (Cert OP1200)  
11.10.2023 10:34 BST



## Media summary



Photo 1



Photo 2



Photo 3



Photo 4



Photo 5



Photo 6



Photo 7



Photo 8



Photo 9



Photo 10



Photo 11



Photo 12



Photo 13



Photo 14





Photo 15



Photo 16



Photo 17



Photo 18



Photo 19



Photo 20



Photo 21



Photo 22





Photo 23



Photo 24



Photo 25



Photo 26



Photo 27



Photo 28





Photo 29



Photo 30




Photo 31



Photo 32



Photo 33



Photo 34





Photo 35



Photo 36



Photo 37



Photo 38



Photo 39